

## Day 1 Wayanad Tour Itinerary: \*


### - Morning:

- Arrive in Wayanad and check into your hotel.
- Breakfast at the hotel or a local restaurant.



### - Daytime:

- Visit the Edakkal Caves, a prehistoric site with ancient cave paintings.
- Explore Soochipara Waterfalls and enjoy the beautiful surroundings.
- Visit Pookode Lake and take a boat ride amidst the serene setting.



### - Afternoon:

- Have lunch at a local restaurant, enjoying traditional Kerala cuisine.

### - Evening:

- Visit the Banasura Sagar Dam and enjoy the stunning view of the reservoir.
- Take a walk through the nearby Meenmutty Waterfalls.
- If time permits, visit the Jain Temple at Sulthan Bathery.

### - Late evening:

- Return to your hotel or explore local markets.
- Overnight stay in Wayanad.



## Day 2 Wayanad Tour Itinerary: \*

### Day 1:

- Follow the same morning and daytime activities as mentioned in the 1-day itinerary.

- Afternoon:


- Have lunch at a local restaurant.

- Evening:

- Visit the Lakkidi Viewpoint for a breathtaking panoramic view of the valley.

- Explore the Chain Tree and hear the legend associated with it.


- Visit the nearby Pookode Lake if you missed it on Day 1.



- Late evening:

- Return to your hotel.

- Overnight stay in Wayanad.



### Day 2:

- Morning:

- After breakfast, head to the Muthanga Wildlife Sanctuary for a thrilling wildlife safari.

- Spot various animals like elephants, deer, and if you are lucky, even tigers.

- Afternoon:

- Have lunch at a local restaurant.

- Evening:

- Visit the Wayanad Heritage Museum to learn about the region's culture and history.

- Explore the nearby town of Kalpetta and enjoy some shopping.

- Late evening:

- Return to your hotel or explore local markets.

- Overnight stay in Wayanad.

### Day 3 Wayanad Tour Itinerary: \*

Day 1 and Day 2:

- Follow the same itinerary as mentioned in the 2-day itinerary for Days 1 and 2.

Day 3:

- Morning:

- After breakfast, head to the Thirunelli Temple, an ancient and sacred pilgrimage site surrounded by hills.



- Afternoon:

- Have lunch at a local restaurant.

- Evening:

- Visit the beautiful and serene Karapuzha Dam.

- Spend some time relaxing near the dam.

- Late evening:

- Return to your hotel or explore local markets.

- Overnight stay in Wayanad.



## Day 4 Wayanad Tour Itinerary: \*

Day 1, Day 2, and Day 3:

- Follow the same itinerary as mentioned in the 3-day itinerary for Days 1, 2, and 3.

Day 4:

- Morning:

- After breakfast, check out from your hotel.
- Head to the beautiful Chembra Peak, the highest peak in Wayanad.
- Trek up the hill and enjoy the panoramic views.

- Afternoon:

- Have lunch at a local restaurant.

- Evening:

- Visit the Neelimala Viewpoint for another breathtaking view of the surrounding hills and forests.

- Late evening:

- Depart from Wayanad with wonderful memories of your trip.



\*Please note that these itineraries are just suggestions and can be customized based on your preferences and the time you have available. Additionally, the availability of specific attractions and activities may vary, so it's always a good idea to check and plan ahead.

Enjoy your Wayanad tour!